

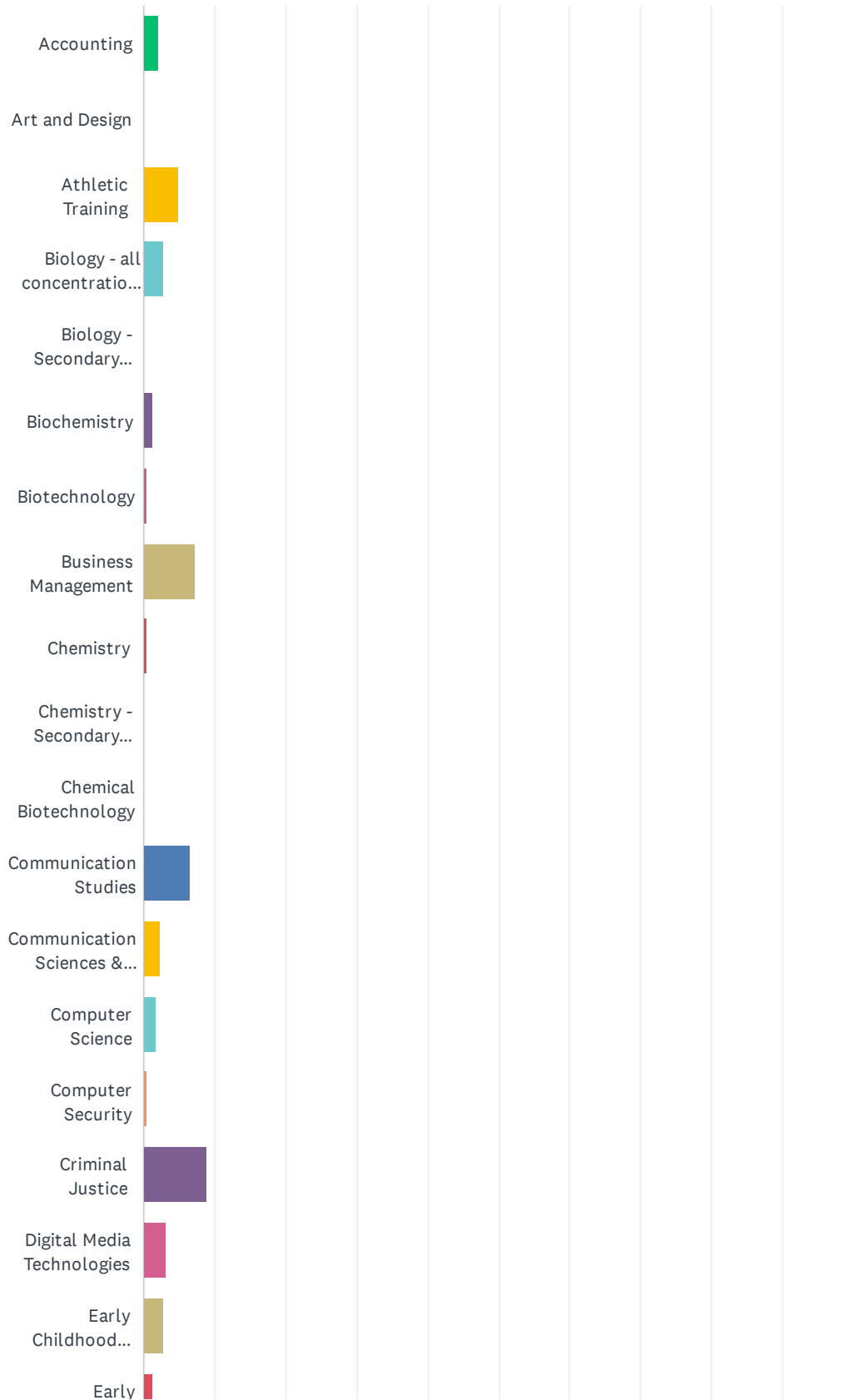
**Q1 Congratulations on this important milestone. So we can provide you with updates on your alma mater, please provide us the following contact information. Thank you!**

Answered: 245 Skipped: 3

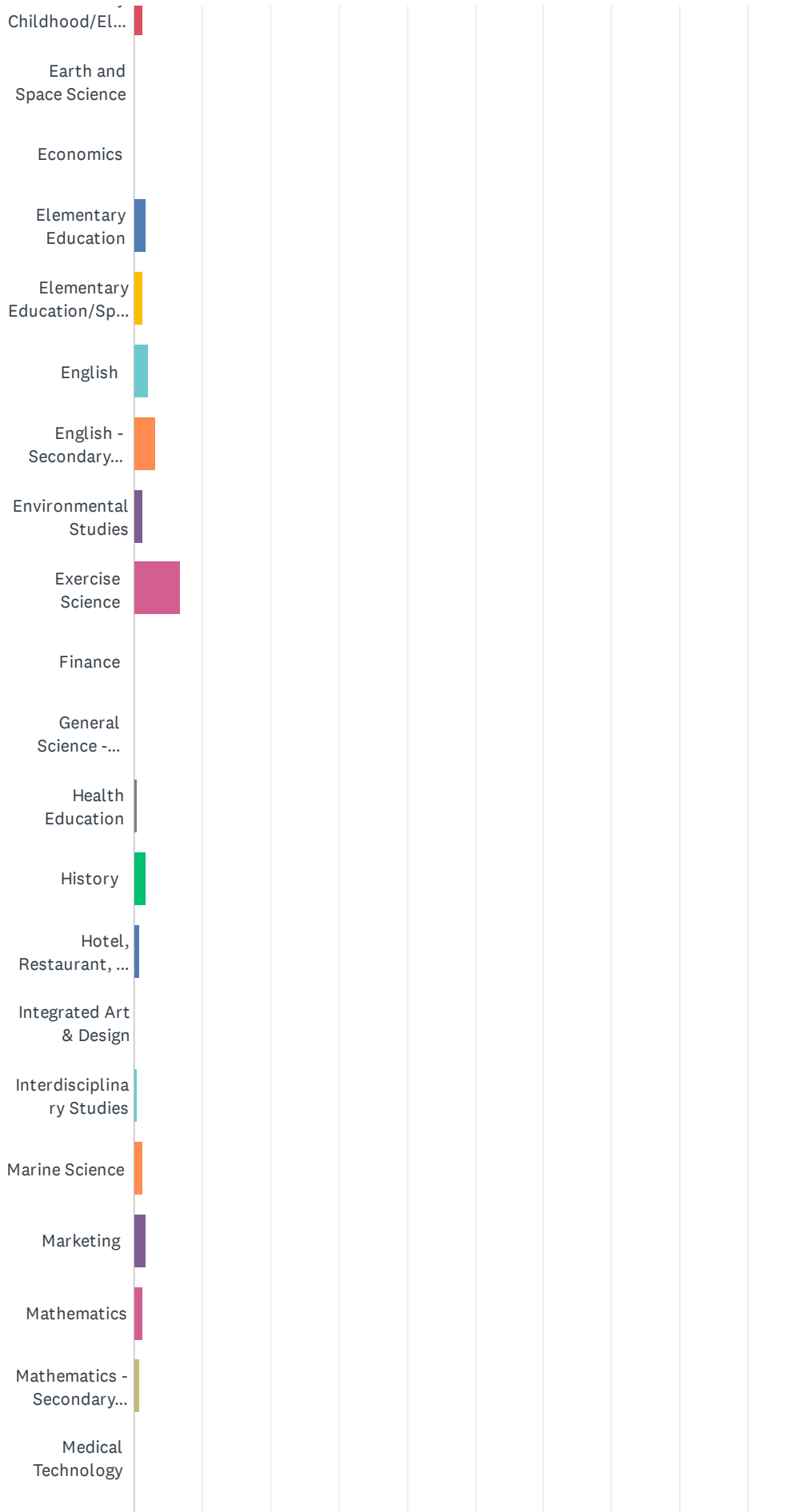
ANSWER CHOICES	RESPONSES	
First Name	99.59%	244
Last Name	99.59%	244
Class Year	97.55%	239
Preferred E-Mail	99.18%	243
Home Address	95.92%	235
Home Phone	43.67%	107
Cell Phone	85.31%	209
Employer	29.39%	72
Business Title	20.82%	51
Business Address	13.06%	32
Business Phone	8.16%	20

## Q2 What is your primary major?

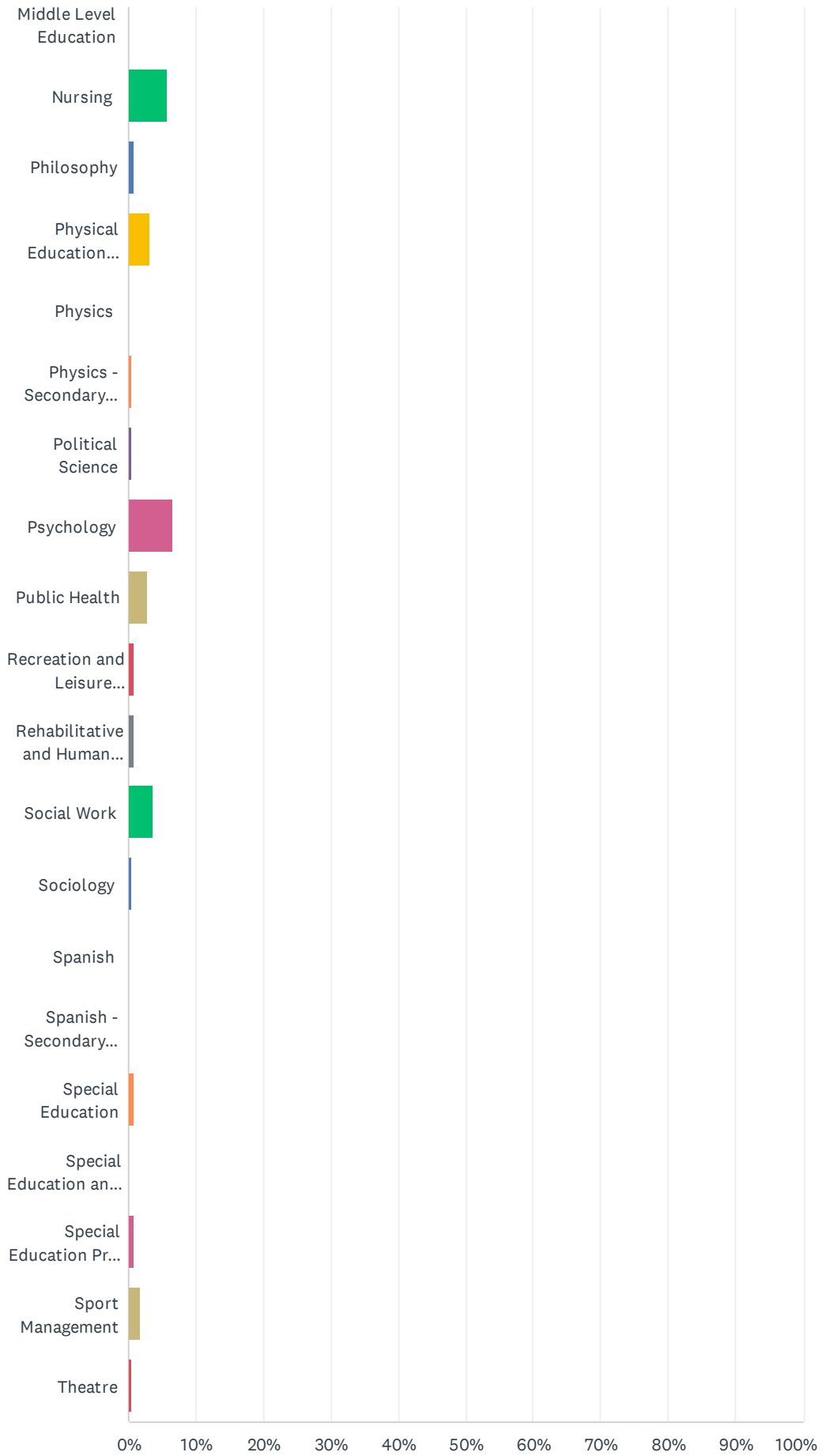
Answered: 246 Skipped: 2



# East Stroudsburg University Graduating Student Experience - Spring 2022



# East Stroudsburg University Graduating Student Experience - Spring 2022





East Stroudsburg University Graduating Student Experience - Spring 2022

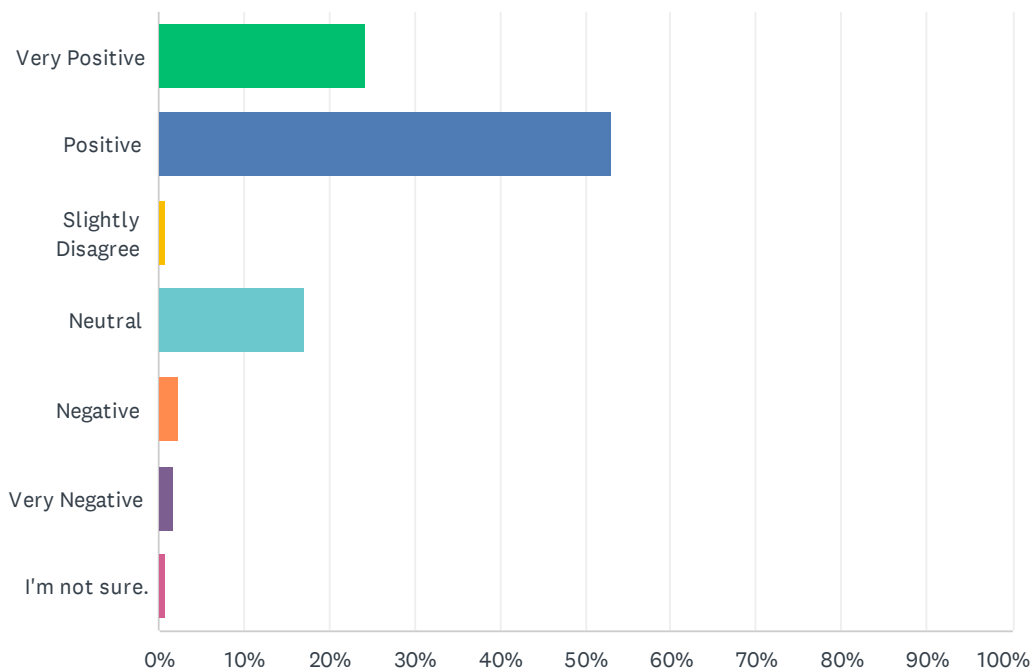
ANSWER CHOICES	RESPONSES	
Accounting	2.03%	5
Art and Design	0.00%	0
Athletic Training	4.88%	12
Biology - all concentrations except education	2.85%	7
Biology - Secondary Education	0.00%	0
Biochemistry	1.22%	3
Biotechnology	0.41%	1
Business Management	7.32%	18
Chemistry	0.41%	1
Chemistry - Secondary Education	0.00%	0
Chemical Biotechnology	0.00%	0
Communication Studies	6.50%	16
Communication Sciences & Disorders	2.44%	6
Computer Science	1.63%	4
Computer Security	0.41%	1
Criminal Justice	8.94%	22
Digital Media Technologies	3.25%	8
Early Childhood Education	2.85%	7
Early Childhood/Elementary Education	1.22%	3
Earth and Space Science	0.00%	0
Economics	0.00%	0
Elementary Education	1.63%	4
Elementary Education/Special Education	1.22%	3
English	2.03%	5
English - Secondary Education	3.25%	8
Environmental Studies	1.22%	3
Exercise Science	6.91%	17
Finance	0.00%	0
General Science - Secondary Education	0.00%	0
Health Education	0.41%	1
History	1.63%	4
Hotel, Restaurant, and Tourism Management	0.81%	2

East Stroudsburg University Graduating Student Experience - Spring 2022

Integrated Art & Design	0.00%	0
Interdisciplinary Studies	0.41%	1
Marine Science	1.22%	3
Marketing	1.63%	4
Mathematics	1.22%	3
Mathematics - Secondary Education	0.81%	2
Medical Technology	0.00%	0
Middle Level Education	0.00%	0
Nursing	5.69%	14
Philosophy	0.81%	2
Physical Education Teacher Education	3.25%	8
Physics	0.00%	0
Physics - Secondary Education	0.41%	1
Political Science	0.41%	1
Psychology	6.50%	16
Public Health	2.85%	7
Recreation and Leisure Services Management	0.81%	2
Rehabilitative and Human Services	0.81%	2
Social Work	3.66%	9
Sociology	0.41%	1
Spanish	0.00%	0
Spanish - Secondary Education	0.00%	0
Special Education	0.81%	2
Special Education and Middle Level Education (Special Education Pk-8 with dual certification in Middle Level)	0.00%	0
Special Education Pre K-8/Early Childhood Pre K-4	0.81%	2
Sport Management	1.63%	4
Theatre	0.41%	1
<b>TOTAL</b>		<b>246</b>

### Q3 What is your general attitude toward ESU?

Answered: 247 Skipped: 1

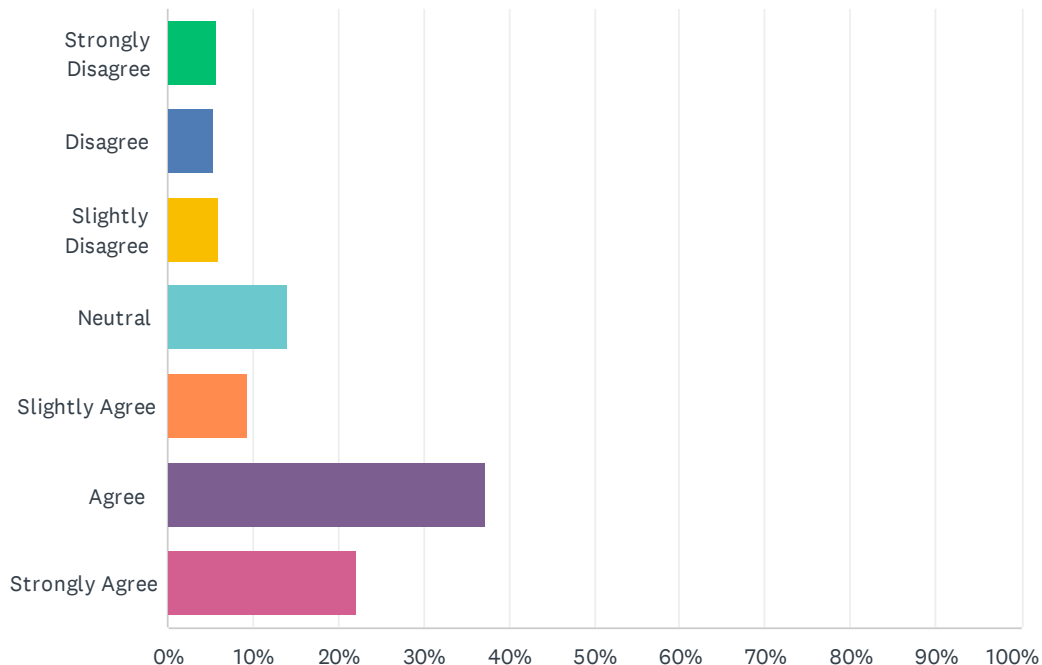


ANSWER CHOICES	RESPONSES	
Very Positive	24.29%	60
Positive	53.04%	131
Slightly Disagree	0.81%	2
Neutral	17.00%	42
Negative	2.43%	6
Very Negative	1.62%	4
I'm not sure.	0.81%	2
<b>TOTAL</b>		<b>247</b>



## Q4 If I had to do it again, I would choose ESU for my undergraduate education.

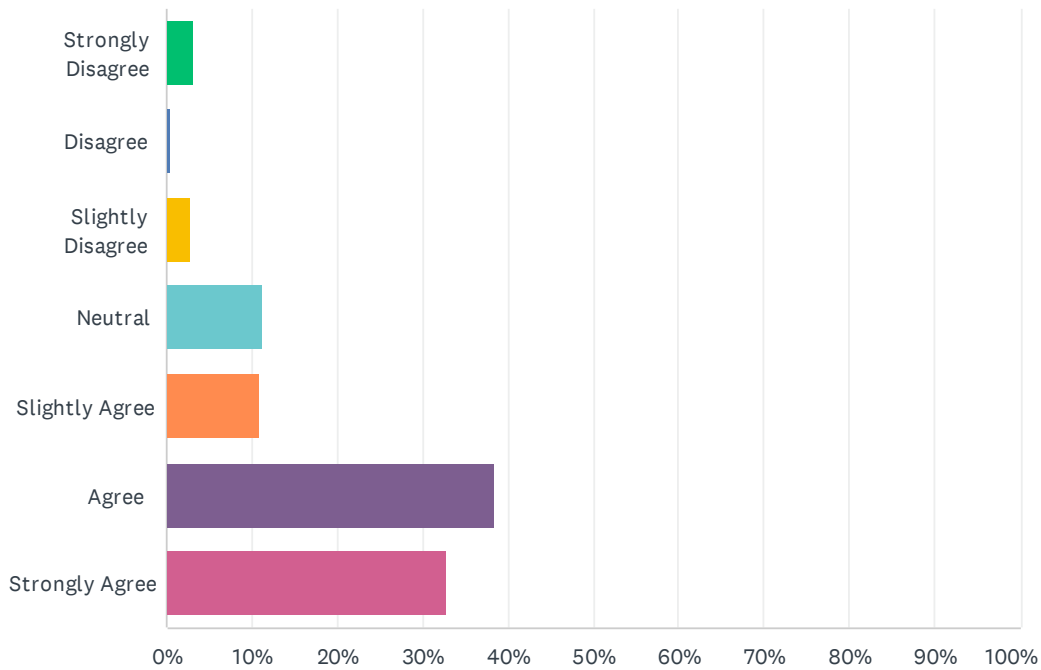
Answered: 247 Skipped: 1



ANSWER CHOICES	RESPONSES
Strongly Disagree	5.67% 14
Disagree	5.26% 13
Slightly Disagree	6.07% 15
Neutral	14.17% 35
Slightly Agree	9.31% 23
Agree	37.25% 92
Strongly Agree	22.27% 55
<b>TOTAL</b>	<b>247</b>

## Q5 Attending ESU was a good decision for me.

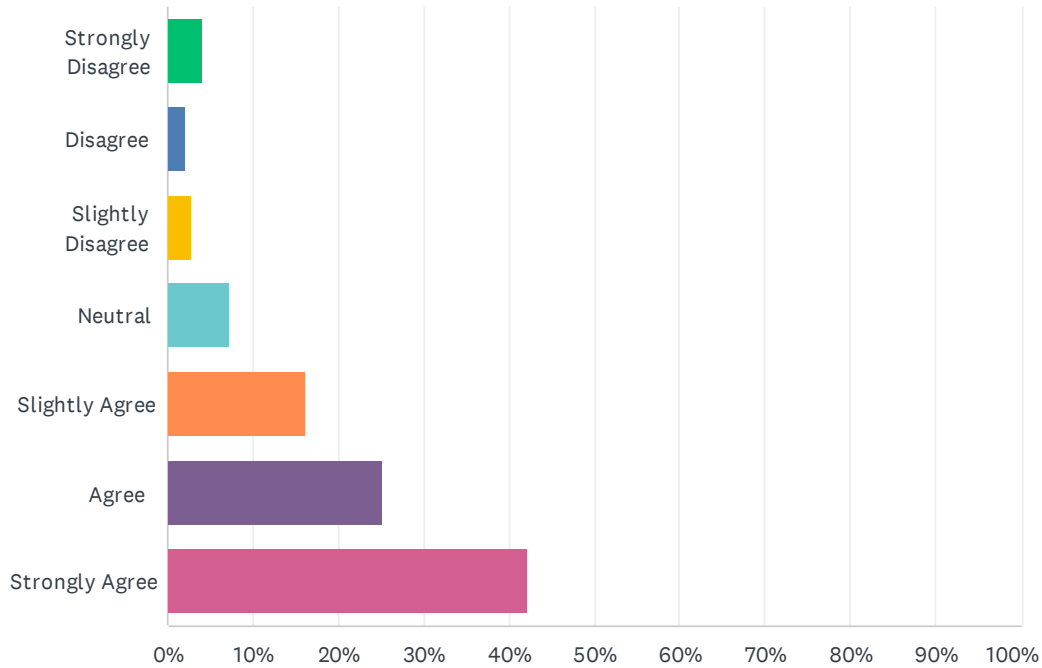
Answered: 247 Skipped: 1



ANSWER CHOICES	RESPONSES	
Strongly Disagree	3.24%	8
Disagree	0.40%	1
Slightly Disagree	2.83%	7
Neutral	11.34%	28
Slightly Agree	10.93%	27
Agree	38.46%	95
Strongly Agree	32.79%	81
<b>TOTAL</b>		<b>247</b>

## Q6 My primary academic advisor at ESU guided my progress toward obtaining my degree in a timely way.

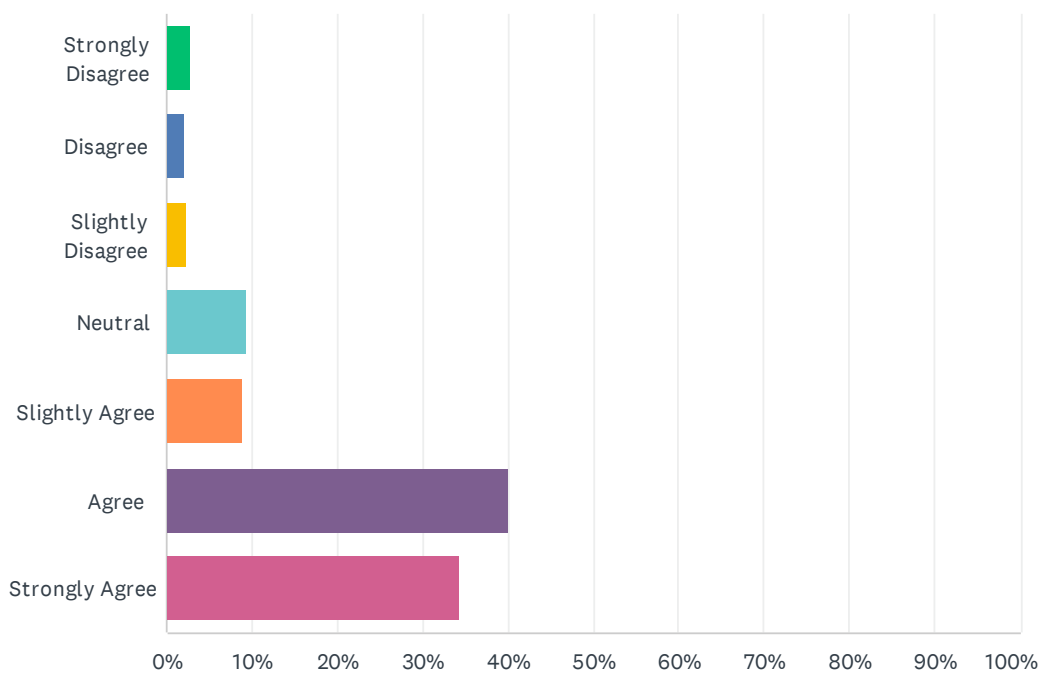
Answered: 246 Skipped: 2



ANSWER CHOICES	RESPONSES
Strongly Disagree	4.07% 10
Disagree	2.03% 5
Slightly Disagree	2.85% 7
Neutral	7.32% 18
Slightly Agree	16.26% 40
Agree	25.20% 62
Strongly Agree	42.28% 104
<b>TOTAL</b>	<b>246</b>

## Q7 Diversity is valued at ESU.

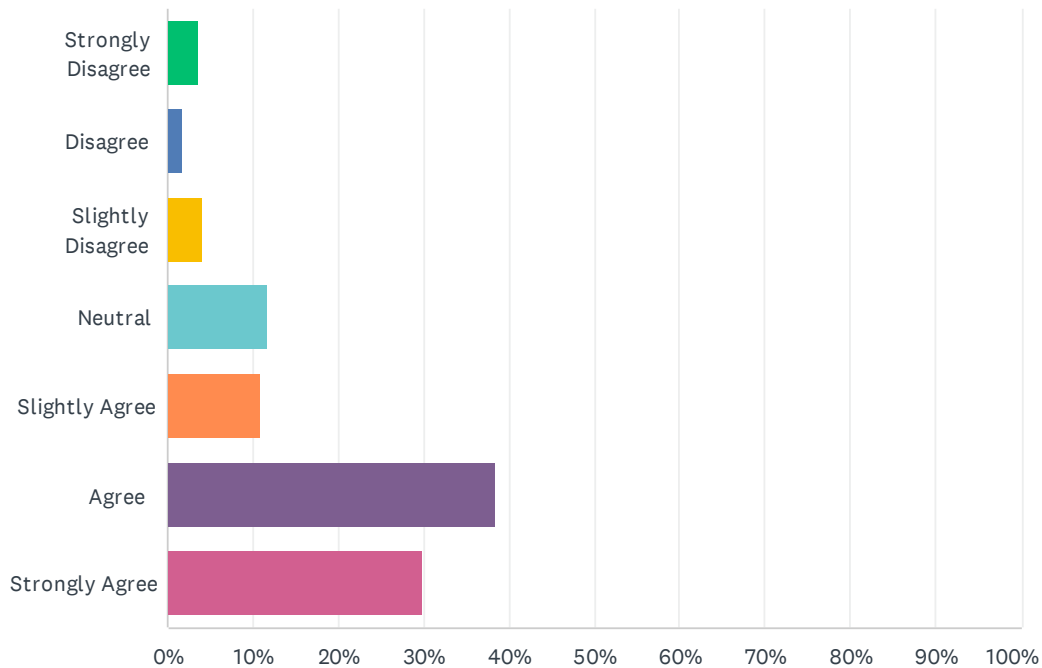
Answered: 245 Skipped: 3



ANSWER CHOICES	RESPONSES	
Strongly Disagree	2.86%	7
Disagree	2.04%	5
Slightly Disagree	2.45%	6
Neutral	9.39%	23
Slightly Agree	8.98%	22
Agree	40.00%	98
Strongly Agree	34.29%	84
<b>TOTAL</b>		<b>245</b>

## Q8 At ESU, students respect other students belonging to different racial and ethnic groups than their own.

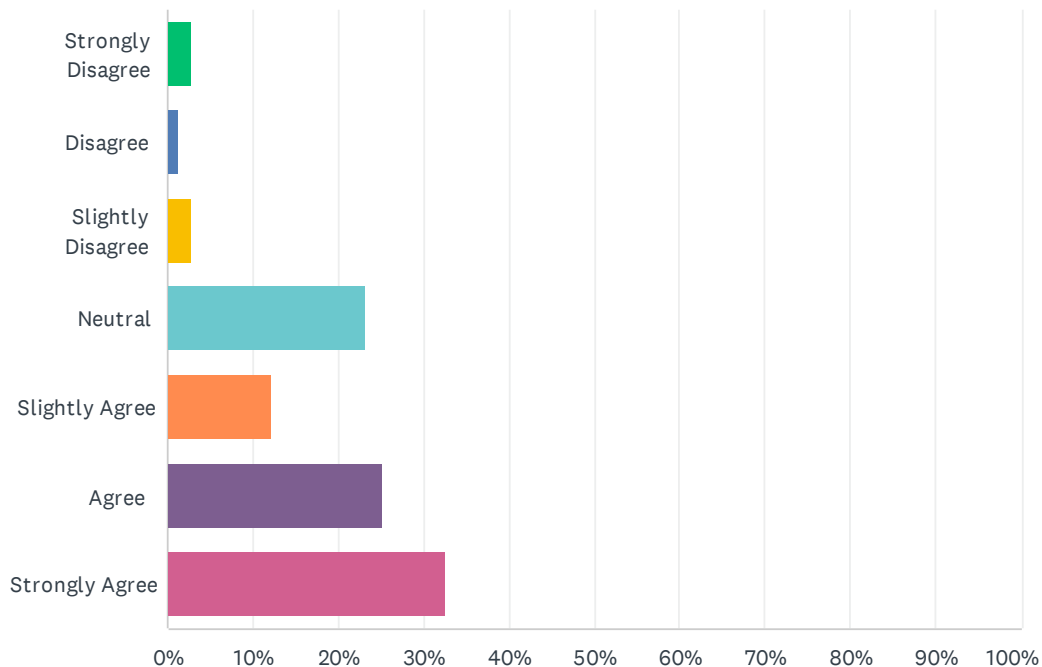
Answered: 248 Skipped: 0



ANSWER CHOICES	RESPONSES
Strongly Disagree	3.63% 9
Disagree	1.61% 4
Slightly Disagree	4.03% 10
Neutral	11.69% 29
Slightly Agree	10.89% 27
Agree	38.31% 95
Strongly Agree	29.84% 74
<b>TOTAL</b>	<b>248</b>

### Q9 My ESU experiences outside of the classroom (e.g. clubs, sports, dorm life, on-campus job, volunteering, etc.) have contributed to my personal development in a positive way.

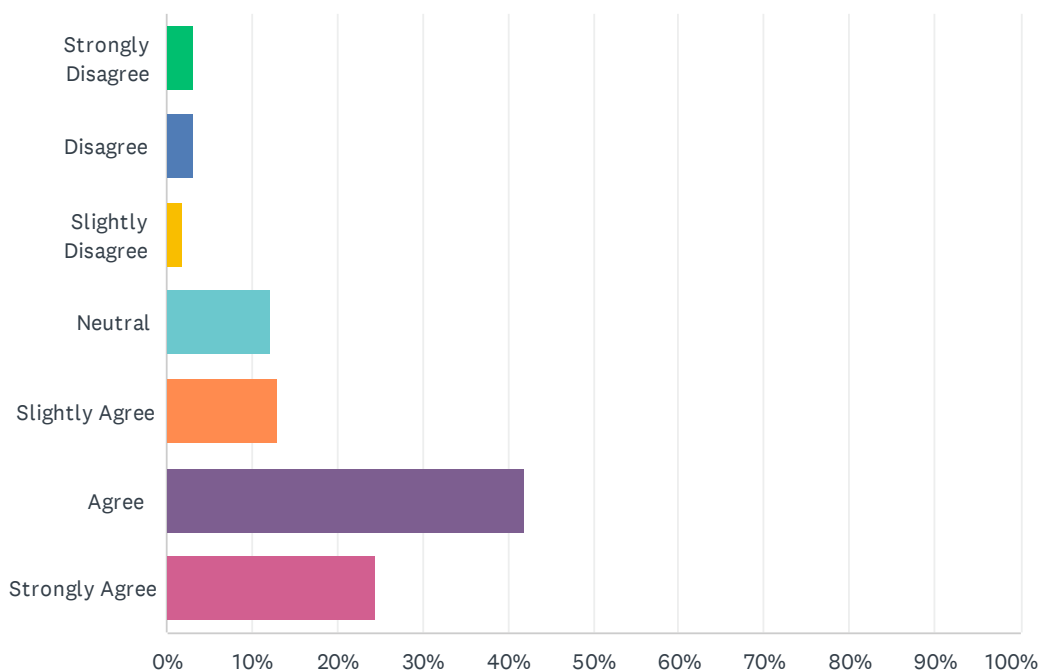
Answered: 246 Skipped: 2



ANSWER CHOICES	RESPONSES	
Strongly Disagree	2.85%	7
Disagree	1.22%	3
Slightly Disagree	2.85%	7
Neutral	23.17%	57
Slightly Agree	12.20%	30
Agree	25.20%	62
Strongly Agree	32.52%	80
<b>TOTAL</b>		<b>246</b>

## Q10 My experiences while at ESU enhanced my ability to think creatively.

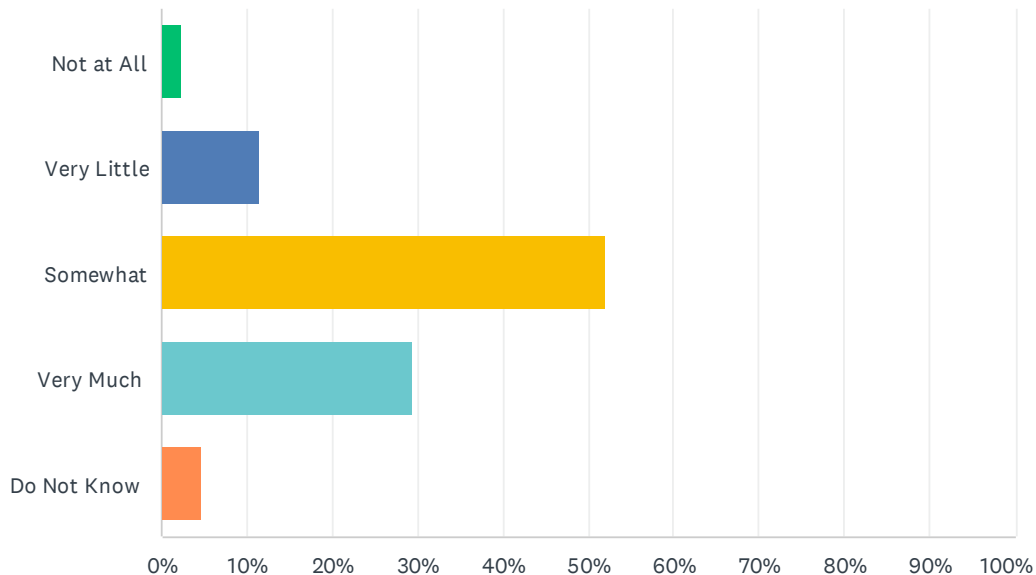
Answered: 248 Skipped: 0



ANSWER CHOICES	RESPONSES	
Strongly Disagree	3.23%	8
Disagree	3.23%	8
Slightly Disagree	2.02%	5
Neutral	12.10%	30
Slightly Agree	12.90%	32
Agree	41.94%	104
Strongly Agree	24.60%	61
<b>TOTAL</b>		<b>248</b>

## Q11 I understand local, state, national, and political institutions and processes.

Answered: 217 Skipped: 31

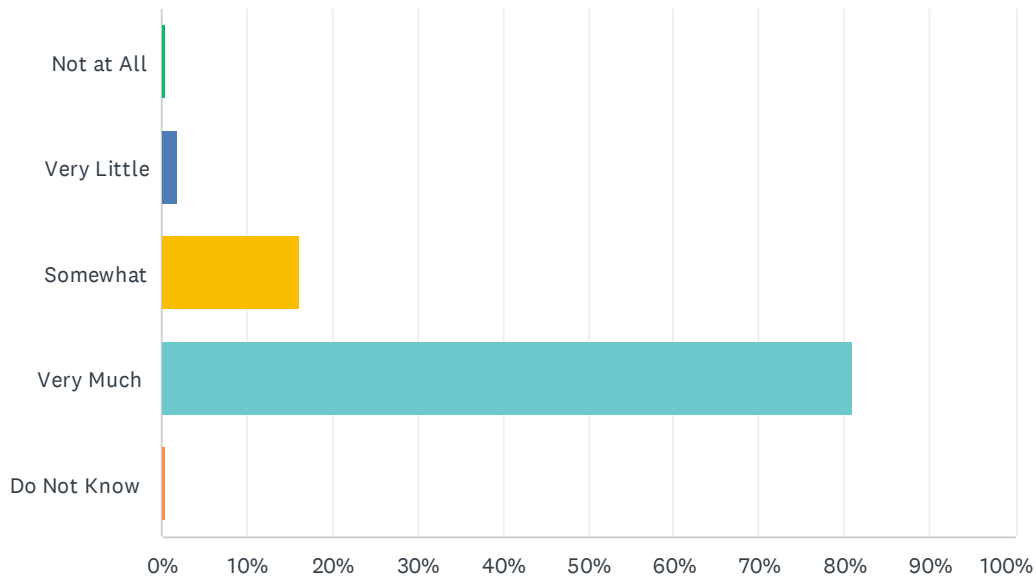


ANSWER CHOICES	RESPONSES	
Not at All	2.30%	5
Very Little	11.52%	25
Somewhat	52.07%	113
Very Much	29.49%	64
Do Not Know	4.61%	10
<b>TOTAL</b>		<b>217</b>



## Q12 I understand diverse views and perspectives.

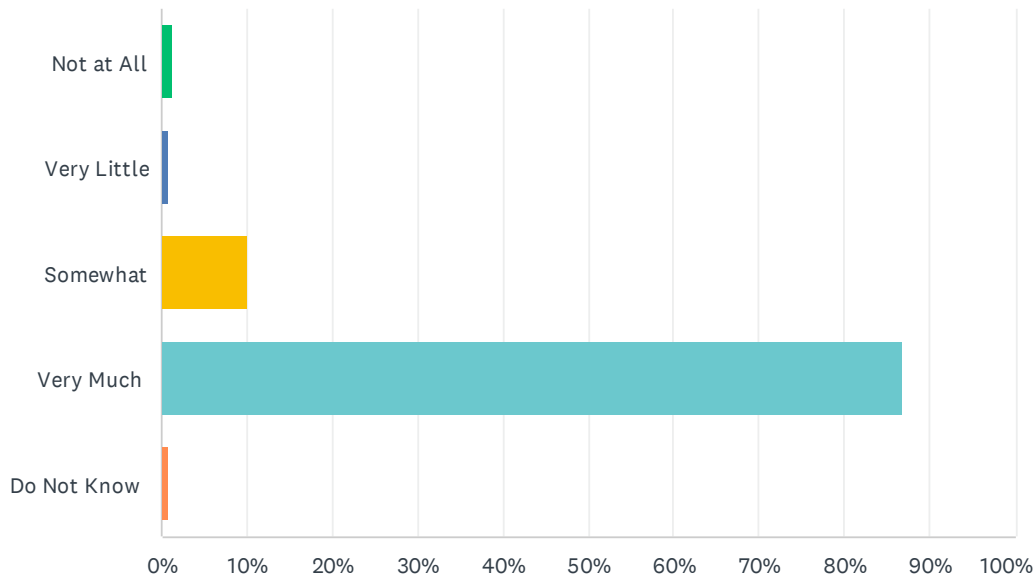
Answered: 217 Skipped: 31



ANSWER CHOICES	RESPONSES	
Not at All	0.46%	1
Very Little	1.84%	4
Somewhat	16.13%	35
Very Much	81.11%	176
Do Not Know	0.46%	1
<b>TOTAL</b>		<b>217</b>

## Q13 I exhibit tolerance for the beliefs and practices of those different than you.

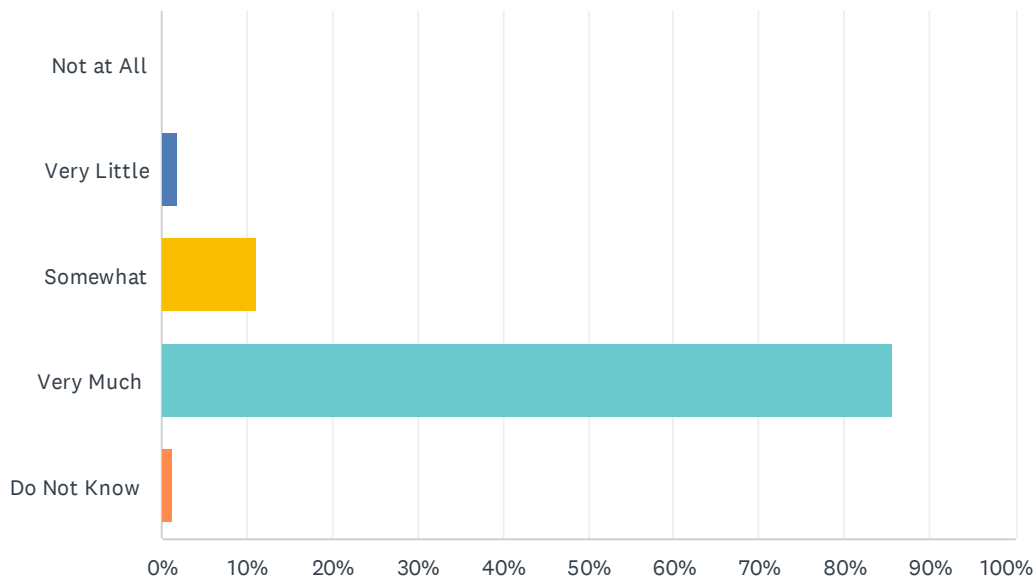
Answered: 220 Skipped: 28



ANSWER CHOICES	RESPONSES
Not at All	1.36% 3
Very Little	0.91% 2
Somewhat	10.00% 22
Very Much	86.82% 191
Do Not Know	0.91% 2
<b>TOTAL</b>	<b>220</b>

## Q14 I understand what it means to be a responsible citizen of a globally interconnected society.

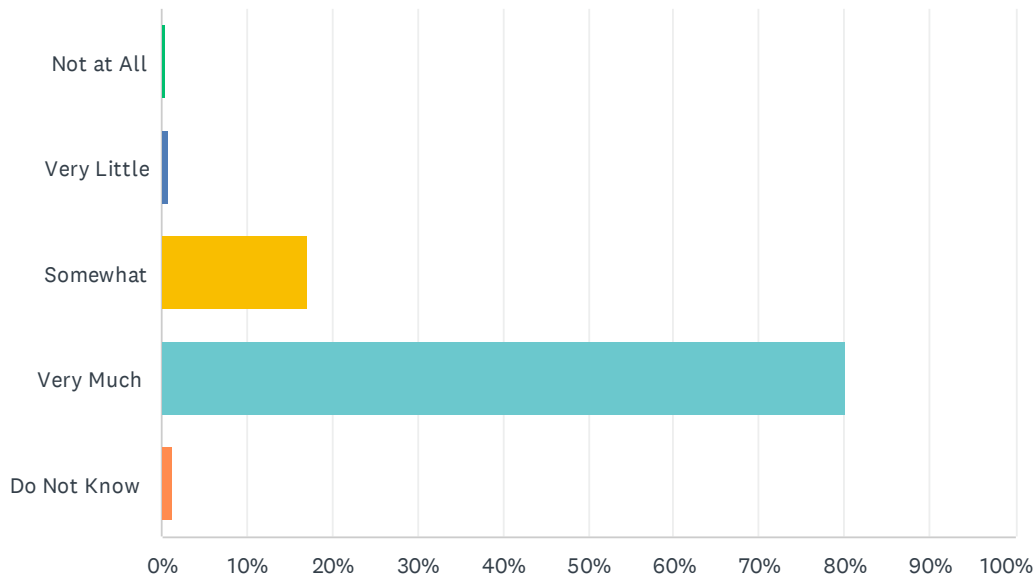
Answered: 218 Skipped: 30



ANSWER CHOICES	RESPONSES	
Not at All	0.00%	0
Very Little	1.83%	4
Somewhat	11.01%	24
Very Much	85.78%	187
Do Not Know	1.38%	3
<b>TOTAL</b>		<b>218</b>

## Q15 I accurately identify a problem or an issue.

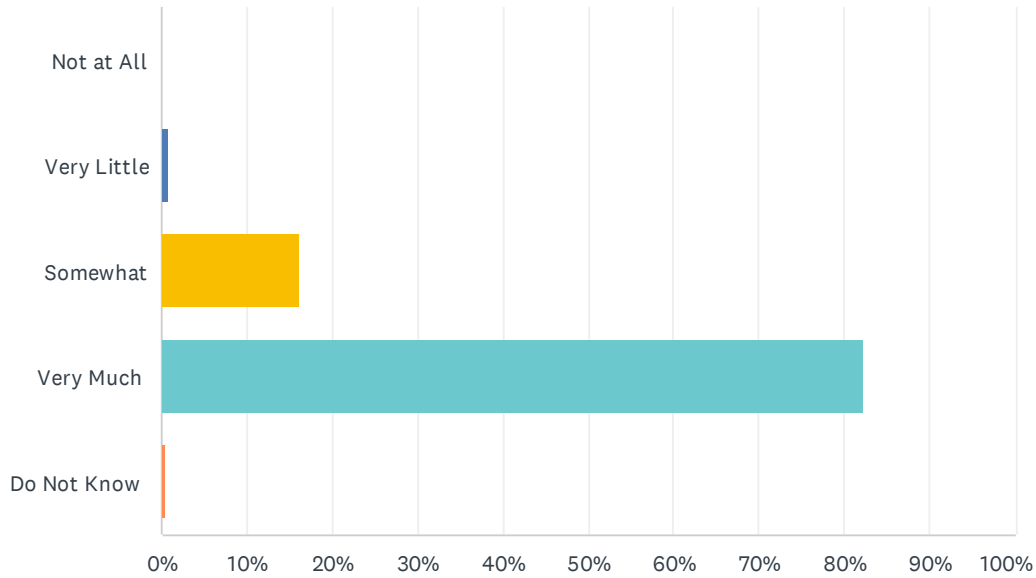
Answered: 218 Skipped: 30



ANSWER CHOICES	RESPONSES	
Not at All	0.46%	1
Very Little	0.92%	2
Somewhat	16.97%	37
Very Much	80.28%	175
Do Not Know	1.38%	3
<b>TOTAL</b>		<b>218</b>

## Q16 I gather information to address a problem or an issue.

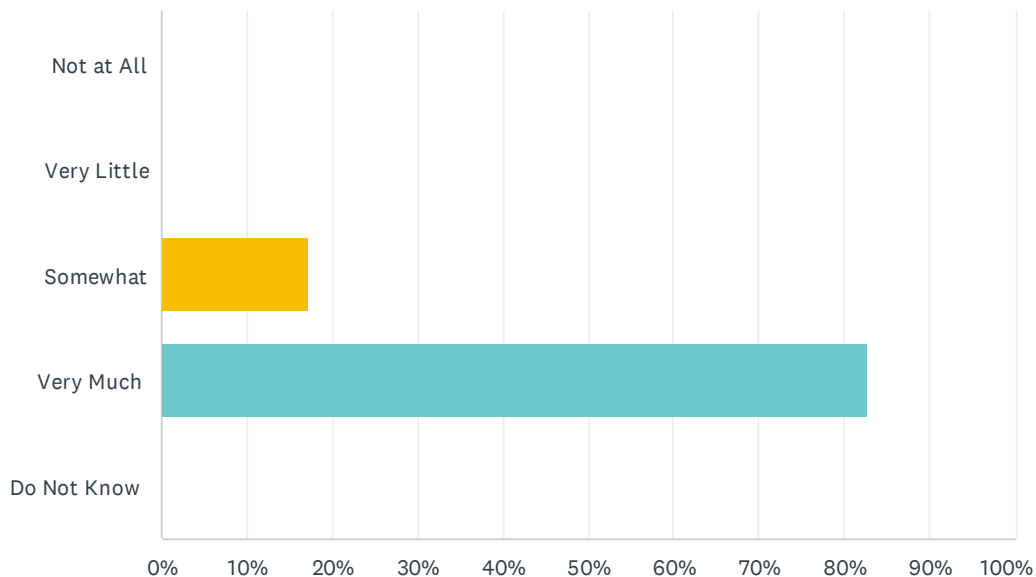
Answered: 216 Skipped: 32



ANSWER CHOICES	RESPONSES	
Not at All	0.00%	0
Very Little	0.93%	2
Somewhat	16.20%	35
Very Much	82.41%	178
Do Not Know	0.46%	1
<b>TOTAL</b>		<b>216</b>

## Q17 I analyze information that has been gathered for addressing a problem or an issue.

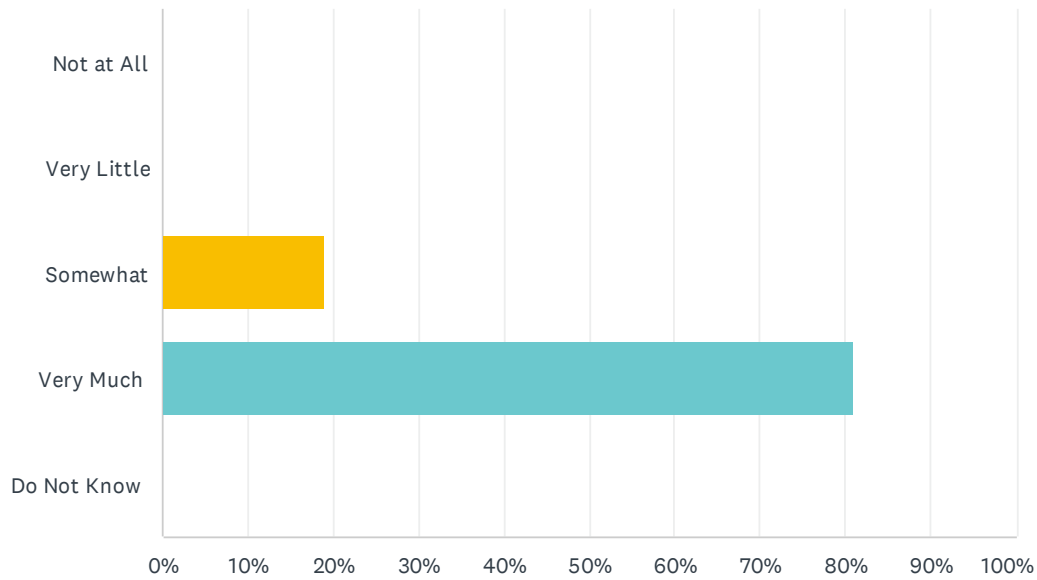
Answered: 214 Skipped: 34



ANSWER CHOICES	RESPONSES	
Not at All	0.00%	0
Very Little	0.00%	0
Somewhat	17.29%	37
Very Much	82.71%	177
Do Not Know	0.00%	0
<b>TOTAL</b>		<b>214</b>

## Q18 I draw conclusions that are based on an analysis of the information.

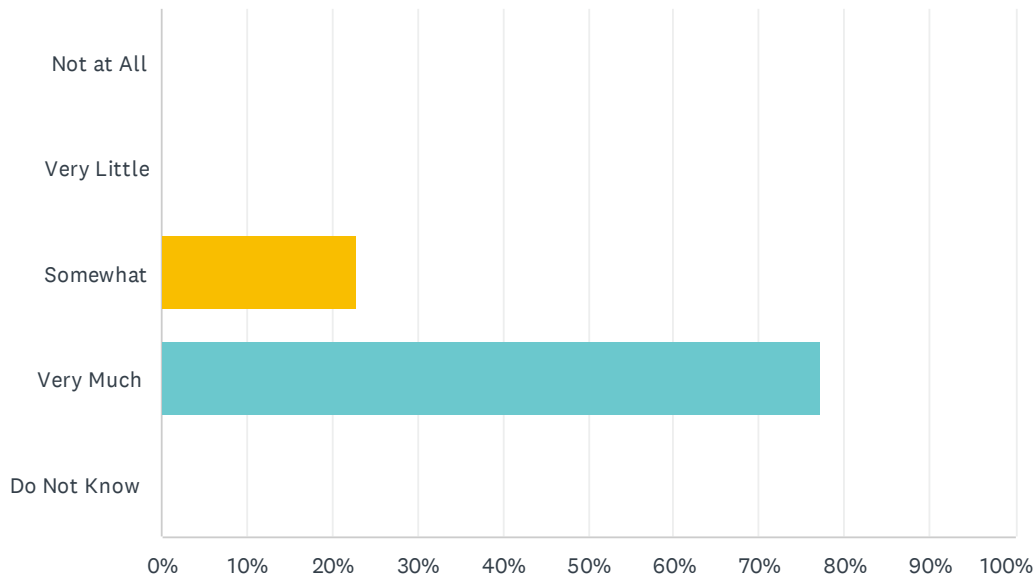
Answered: 210 Skipped: 38



ANSWER CHOICES	RESPONSES	
Not at All	0.00%	0
Very Little	0.00%	0
Somewhat	19.05%	40
Very Much	80.95%	170
Do Not Know	0.00%	0
<b>TOTAL</b>		<b>210</b>

## Q19 I clearly communicate resulting conclusions.

Answered: 215 Skipped: 33

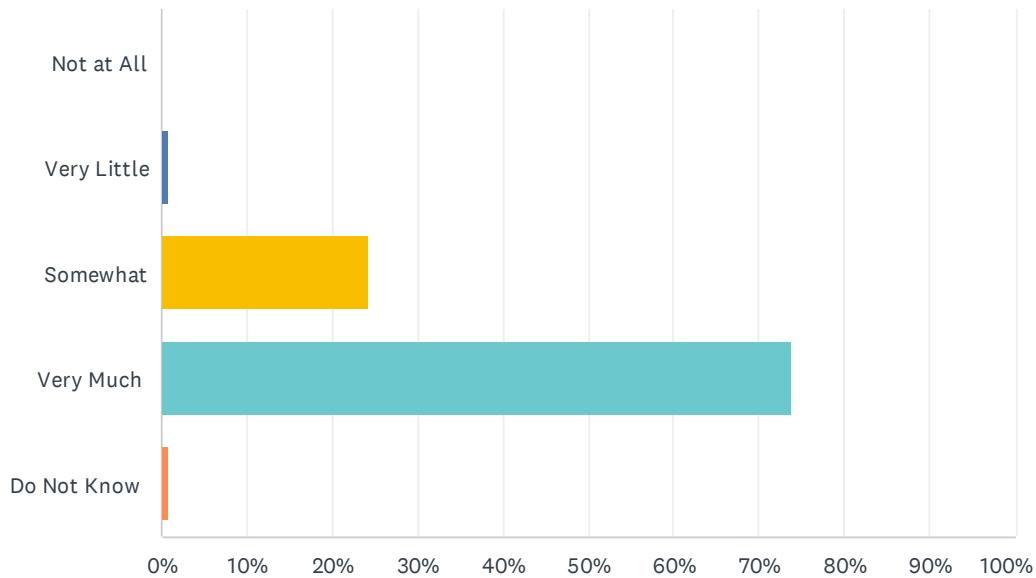


ANSWER CHOICES	RESPONSES	
Not at All	0.00%	0
Very Little	0.00%	0
Somewhat	22.79%	49
Very Much	77.21%	166
Do Not Know	0.00%	0
<b>TOTAL</b>		<b>215</b>



## Q20 I write effectively.

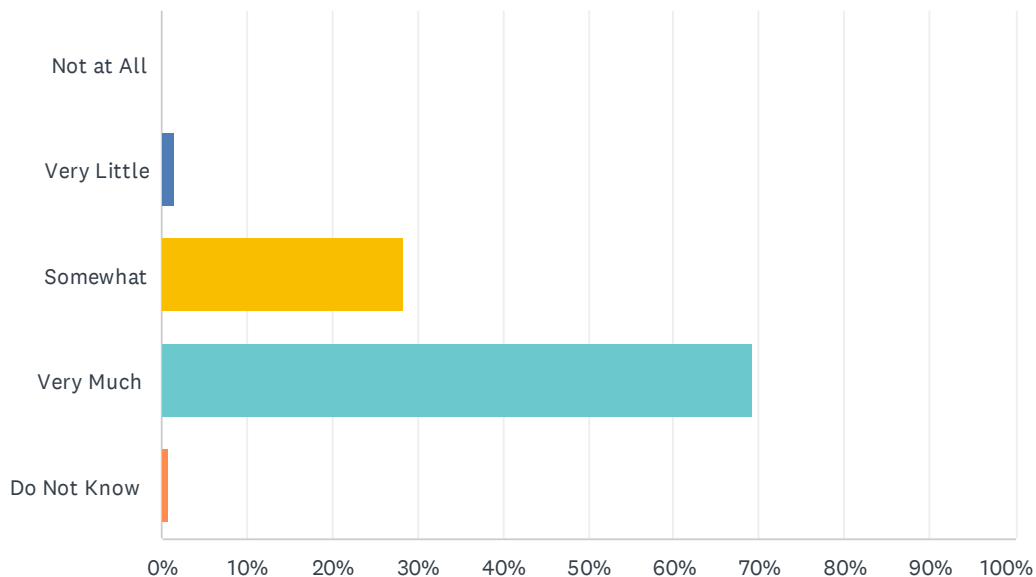
Answered: 213 Skipped: 35



ANSWER CHOICES	RESPONSES	
Not at All	0.00%	0
Very Little	0.94%	2
Somewhat	24.41%	52
Very Much	73.71%	157
Do Not Know	0.94%	2
<b>TOTAL</b>		<b>213</b>

## Q21 I speak effectively (i.e., to large and small groups and making presentations).

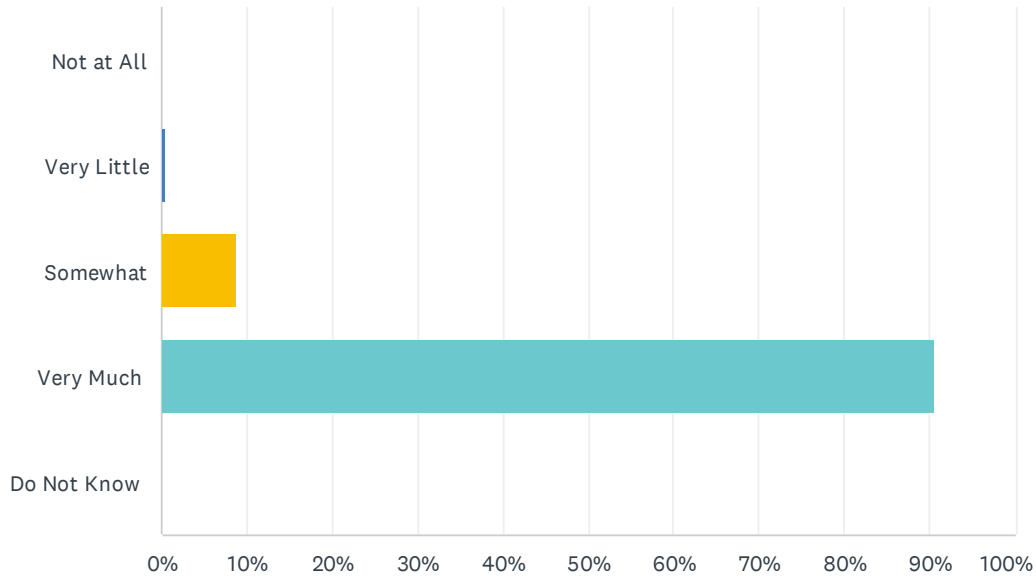
Answered: 215 Skipped: 33



ANSWER CHOICES	RESPONSES	
Not at All	0.00%	0
Very Little	1.40%	3
Somewhat	28.37%	61
Very Much	69.30%	149
Do Not Know	0.93%	2
<b>TOTAL</b>		<b>215</b>

## Q22 I actively and openly listen to others.

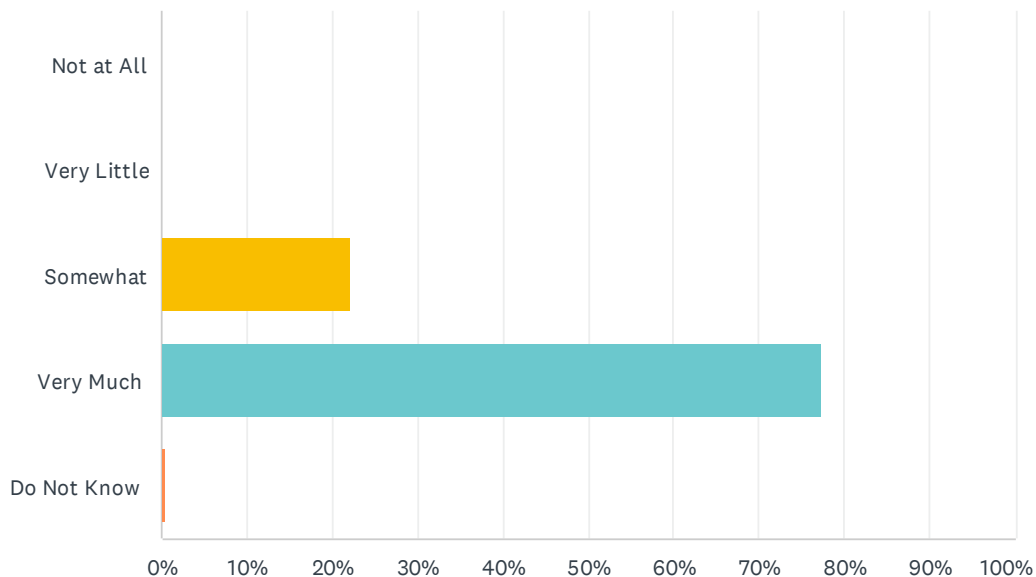
Answered: 215 Skipped: 33



ANSWER CHOICES	RESPONSES	
Not at All	0.00%	0
Very Little	0.47%	1
Somewhat	8.84%	19
Very Much	90.70%	195
Do Not Know	0.00%	0
<b>TOTAL</b>		<b>215</b>

## Q23 I acquire relevant information through active reading comprehension and accurate application of concepts.

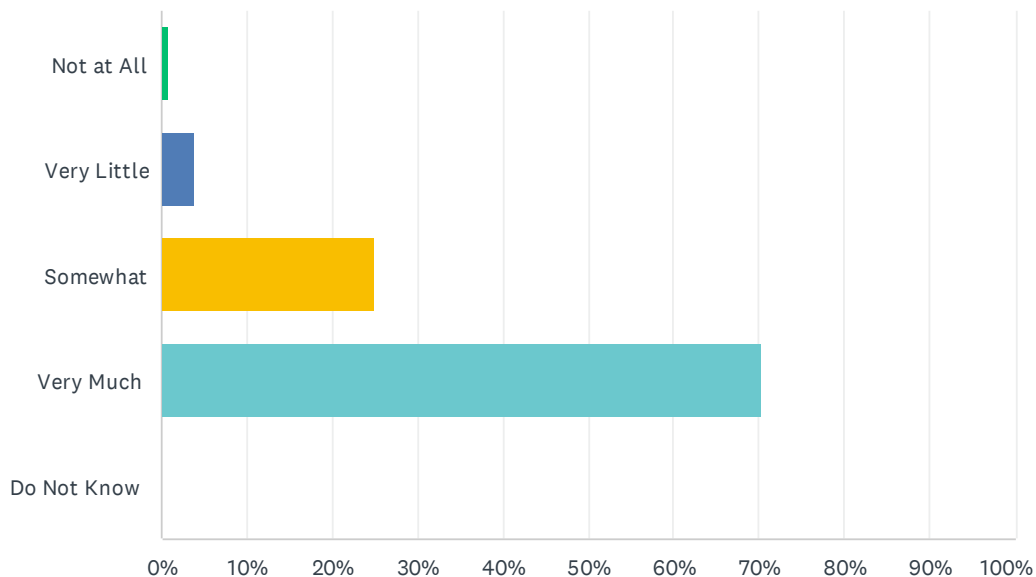
Answered: 212 Skipped: 36



ANSWER CHOICES	RESPONSES	
Not at All	0.00%	0
Very Little	0.00%	0
Somewhat	22.17%	47
Very Much	77.36%	164
Do Not Know	0.47%	1
<b>TOTAL</b>		<b>212</b>

## Q24 I employ a variety of organizational strategies such as pre-writing or brainstorming to help to convey a clear message.

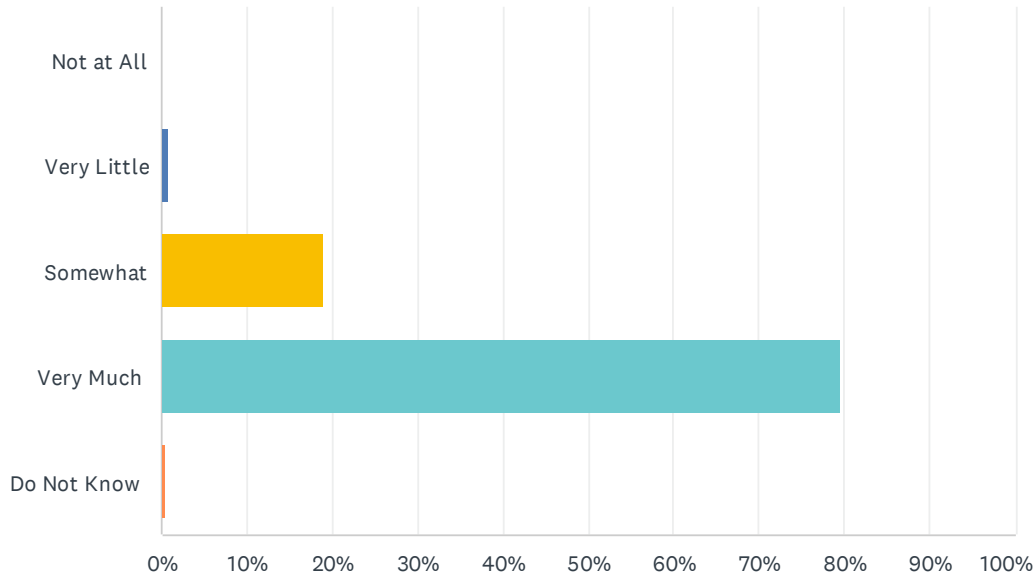
Answered: 212 Skipped: 36



ANSWER CHOICES	RESPONSES	
Not at All	0.94%	2
Very Little	3.77%	8
Somewhat	25.00%	53
Very Much	70.28%	149
Do Not Know	0.00%	0
<b>TOTAL</b>		<b>212</b>

## Q25 I present organized information effectively using pertinent facts and clear languages.

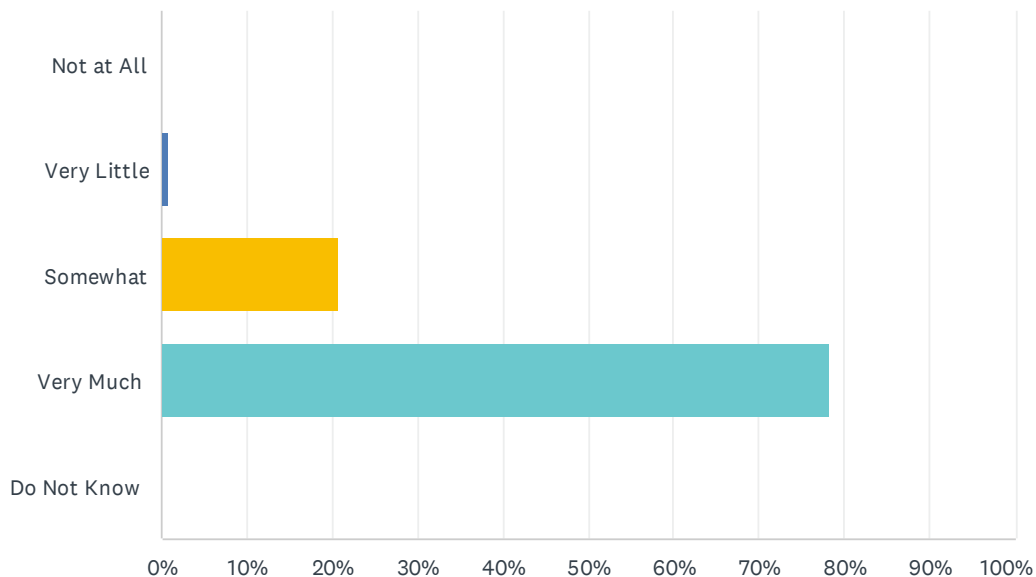
Answered: 210 Skipped: 38



ANSWER CHOICES	RESPONSES	
Not at All	0.00%	0
Very Little	0.95%	2
Somewhat	19.05%	40
Very Much	79.52%	167
Do Not Know	0.48%	1
<b>TOTAL</b>		<b>210</b>

## Q26 I create and distribute information and knowledge effectively using multiple communication forms (i.e., text, video, graphics, etc.).

Answered: 212 Skipped: 36



ANSWER CHOICES	RESPONSES
Not at All	0.00% 0
Very Little	0.94% 2
Somewhat	20.75% 44
Very Much	78.30% 166
Do Not Know	0.00% 0
<b>TOTAL</b>	<b>212</b>

Q27 I describe the quality of your relationships with ESU administrative personnel (e.g. non-faculty) and offices. For example, describe a memorable interaction with ESU staff or office. Please be specific in your comments.

Answered: 141 Skipped: 107

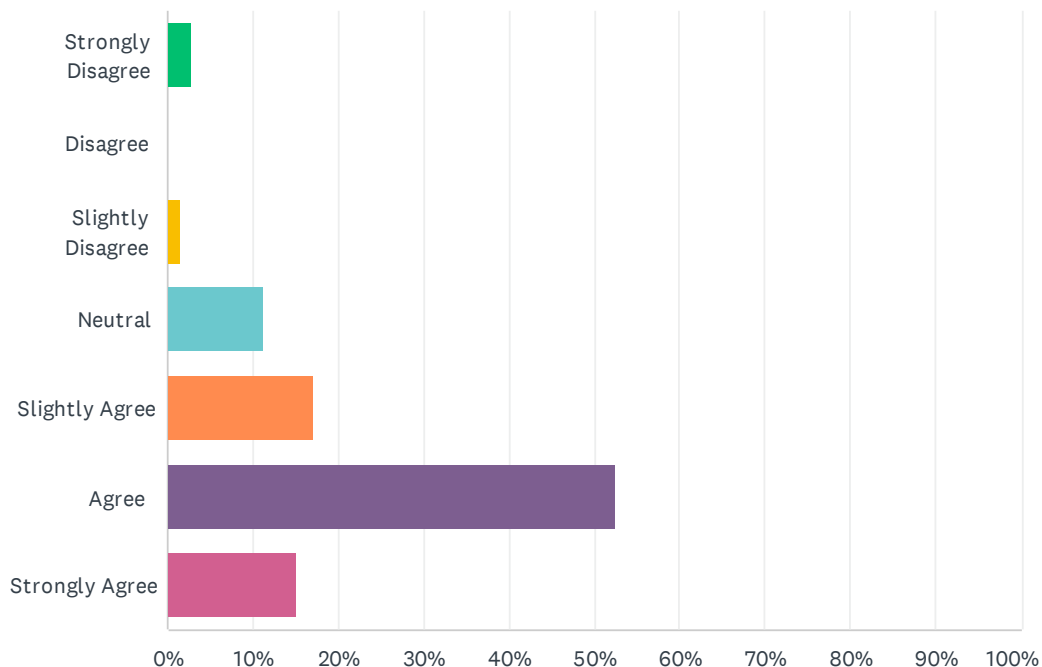


Q28 The University and local community offer a variety of opportunities that make the ESU experience unique. What would you tell a new student to do before they graduate in order to have the best ESU experience possible?

Answered: 151 Skipped: 97

## Q29 When faced with an ambiguous or complex issue, I am confident I have developed the skills while at ESU to evaluate the issue effectively.

Answered: 212 Skipped: 36



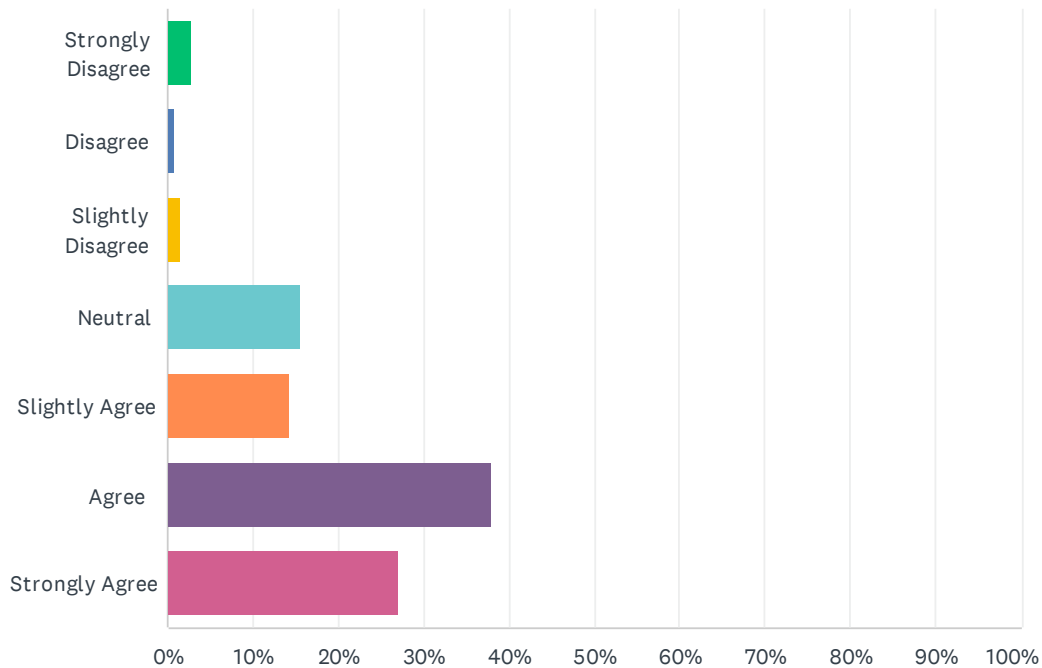
### ANSWER CHOICES

### RESPONSES

Strongly Disagree	2.83%	6
Disagree	0.00%	0
Slightly Disagree	1.42%	3
Neutral	11.32%	24
Slightly Agree	16.98%	36
Agree	52.36%	111
Strongly Agree	15.09%	32
TOTAL		212

## Q30 The quality of academic advising I received at ESU was beneficial to me.

Answered: 211 Skipped: 37



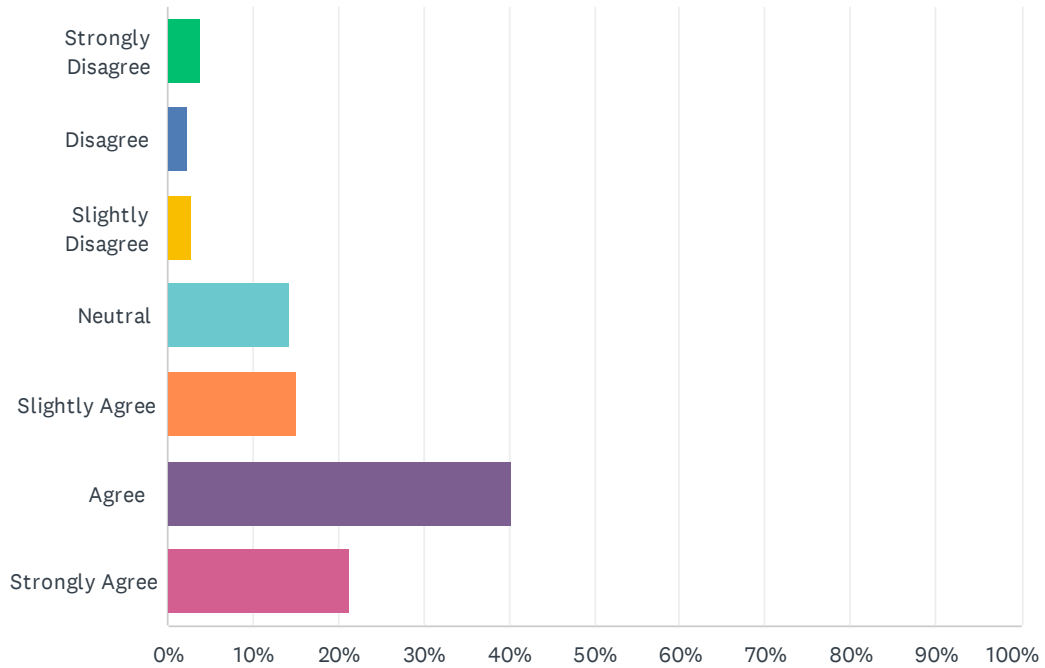
### ANSWER CHOICES

### RESPONSES

Strongly Disagree	2.84%	6
Disagree	0.95%	2
Slightly Disagree	1.42%	3
Neutral	15.64%	33
Slightly Agree	14.22%	30
Agree	37.91%	80
Strongly Agree	27.01%	57
TOTAL		211

## Q31 I would recommend ESU to others.

Answered: 211 Skipped: 37



### ANSWER CHOICES

Strongly Disagree  
 Disagree  
 Slightly Disagree  
 Neutral  
 Slightly Agree  
 Agree  
 Strongly Agree

### RESPONSES

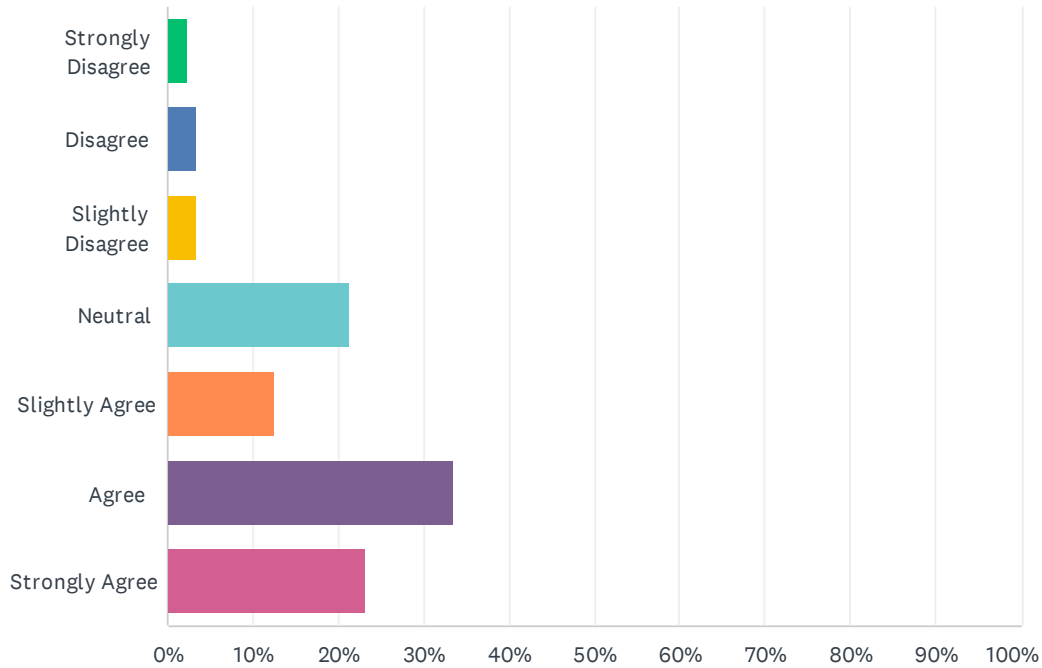
3.79%      8  
 2.37%      5  
 2.84%      6  
 14.22%     30  
 15.17%     32  
 40.28%     85  
 21.33%     45

TOTAL

211

### Q32 I am competitive with graduates who have received similar degrees from other institutions.

Answered: 206 Skipped: 42



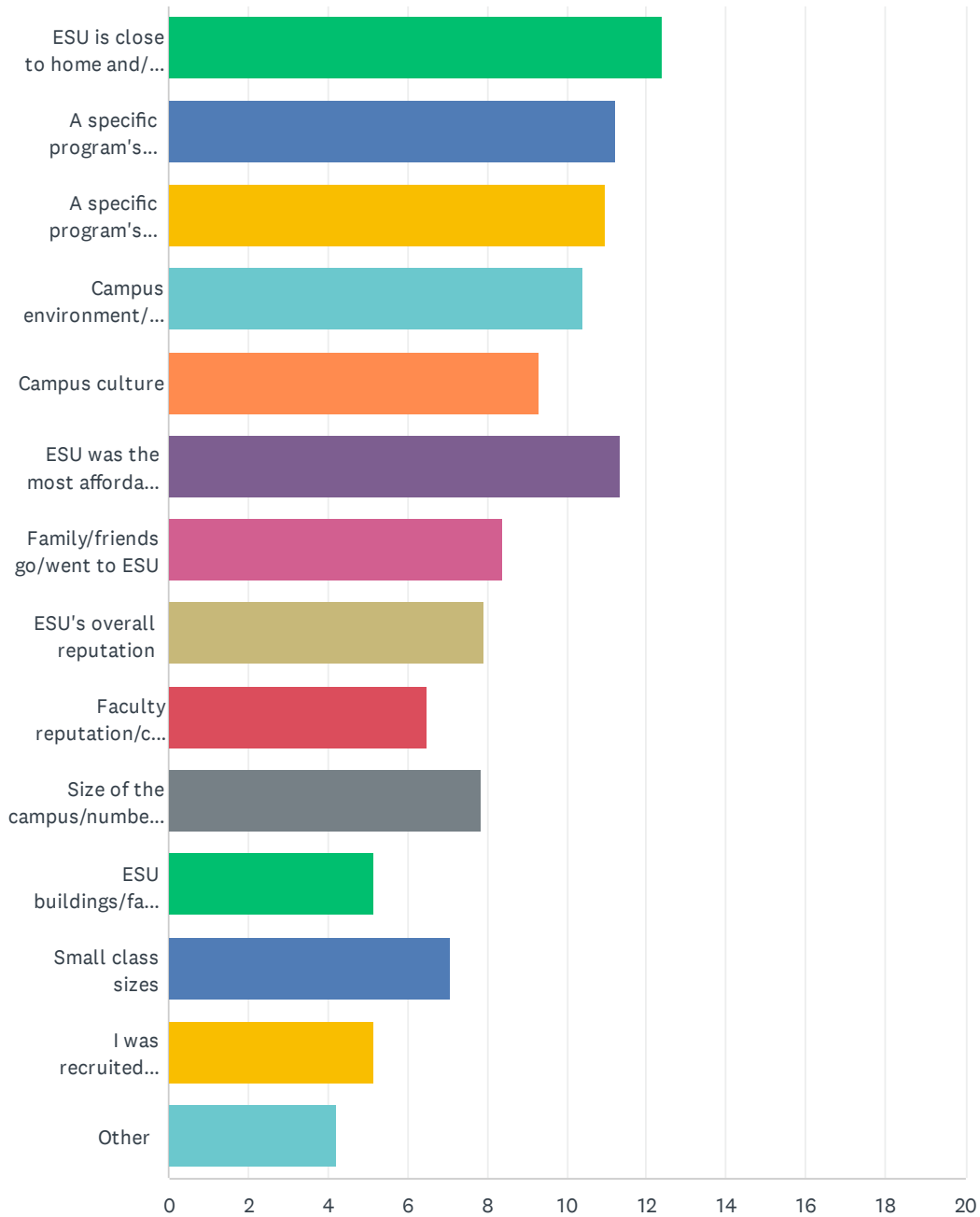
**ANSWER CHOICES**

**RESPONSES**

Strongly Disagree	2.43%	5
Disagree	3.40%	7
Slightly Disagree	3.40%	7
Neutral	21.36%	44
Slightly Agree	12.62%	26
Agree	33.50%	69
Strongly Agree	23.30%	48
<b>TOTAL</b>		<b>206</b>

### Q33 Why did you select ESU? (Please rate your top 3 reasons.)

Answered: 212 Skipped: 36



East Stroudsburg University Graduating Student Experience - Spring 2022

	1	2	3	4	5	6	7	8	9	10
ESU is close to home and/or work	48.28% 84	21.26% 37	16.09% 28	2.30% 4	2.87% 5	0.00% 0	1.72% 3	0.57% 1	1.72% 3	1.15% 2
A specific program's availability	20.75% 22	26.42% 28	11.32% 12	15.09% 16	8.49% 9	4.72% 5	0.94% 1	0.94% 1	0.94% 1	4.72% 5
A specific program's reputation	19.23% 20	16.35% 17	23.08% 24	9.62% 10	10.58% 11	3.85% 4	6.73% 7	0.00% 0	1.92% 2	2.88% 3
Campus environment/atmosphere	10.10% 10	13.13% 13	13.13% 13	18.18% 18	14.14% 14	15.15% 15	3.03% 3	7.07% 7	0.00% 0	2.02% 2
Campus culture	6.98% 6	8.14% 7	11.63% 10	5.81% 5	12.79% 11	19.77% 17	13.95% 12	4.65% 4	4.65% 4	3.49% 3
ESU was the most affordable option	17.48% 25	27.97% 40	21.68% 31	4.20% 6	4.20% 6	8.39% 12	4.20% 6	7.69% 11	1.40% 2	0.70% 1
Family/friends go/went to ESU	3.06% 3	11.22% 11	17.35% 17	1.02% 1	2.04% 2	6.12% 6	23.47% 23	11.22% 11	6.12% 6	3.06% 3
ESU's overall reputation	3.45% 3	10.34% 9	8.05% 7	2.30% 2	3.45% 3	5.75% 5	5.75% 5	29.89% 26	10.34% 9	12.64% 11
Faculty reputation/credentials	2.56% 2	2.56% 2	1.28% 1	2.56% 2	3.85% 3	2.56% 2	5.13% 4	10.26% 8	37.18% 29	15.38% 12
Size of the campus/number of students	4.26% 4	10.64% 10	11.70% 11	4.26% 4	2.13% 2	6.38% 6	7.45% 7	4.26% 4	9.57% 9	22.34% 21
ESU buildings/facilities/labs	0.00% 0	0.00% 0	3.90% 3	6.49% 5	1.30% 1	1.30% 1	1.30% 1	5.19% 4	9.09% 7	12.99% 10
Small class sizes	1.96% 2	7.84% 8	21.57% 22	3.92% 4	5.88% 6	3.92% 4	2.94% 3	0.98% 1	2.94% 3	1.96% 2
I was recruited for/wanted to be part of an athletic team	11.63% 10	9.30% 8	3.49% 3	0.00% 0	1.16% 1	0.00% 0	2.33% 2	0.00% 0	2.33% 2	2.33% 2
Other	7.50% 6	3.75% 3	8.75% 7	2.50% 2	2.50% 2	0.00% 0	0.00% 0	0.00% 0	0.00% 0	1.25% 1

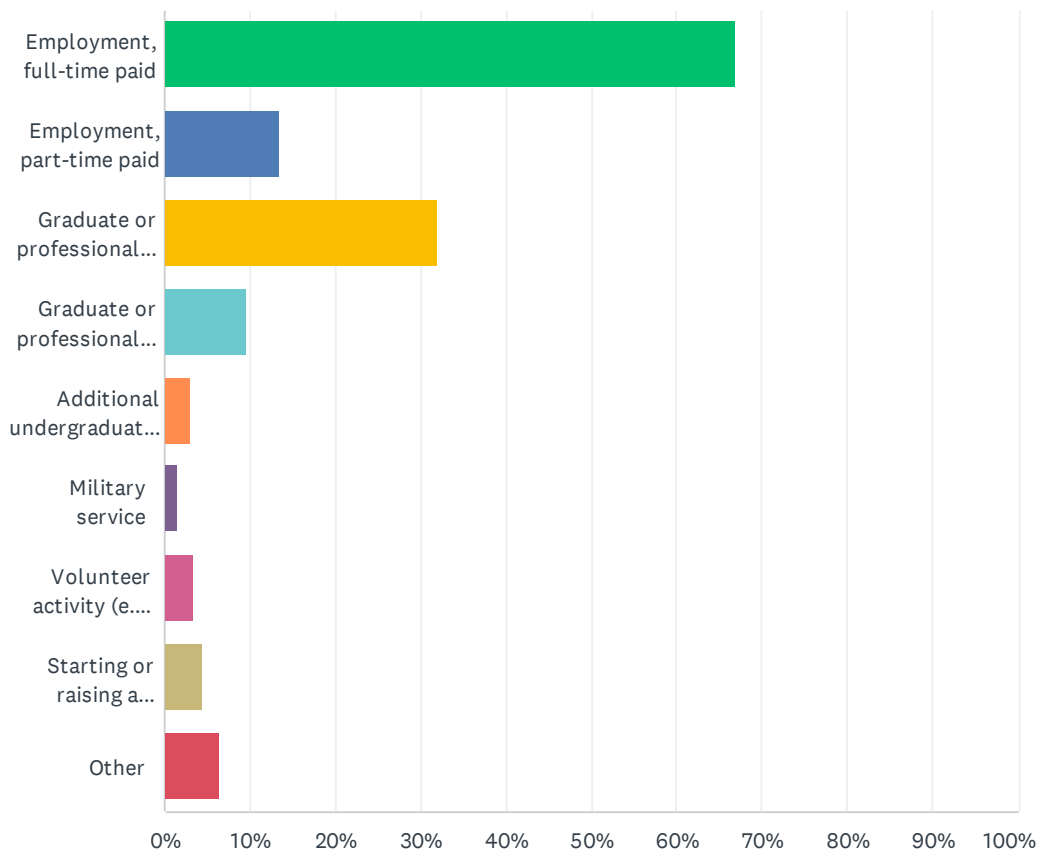
Q34 Please list what you believe are 2-3 strengths of your ESU education.

Answered: 144 Skipped: 104



### Q35 What is MOST LIKELY to be your PRINCIPAL activity upon graduation? (Select up to two below).

Answered: 200 Skipped: 48



**ANSWER CHOICES**

**RESPONSES**

Employment, full-time paid	67.00%	134
Employment, part-time paid	13.50%	27
Graduate or professional school, full-time	32.00%	64
Graduate or professional school, part-time	9.50%	19
Additional undergraduate coursework	3.00%	6
Military service	1.50%	3
Volunteer activity (e.g., Peace Corps)	3.50%	7
Starting or raising a family	4.50%	9
Other	6.50%	13

Total Respondents: 200

**Q36 Please share an additional impressions or opinions you have regarding ESU.**

Answered: 97 Skipped: 151

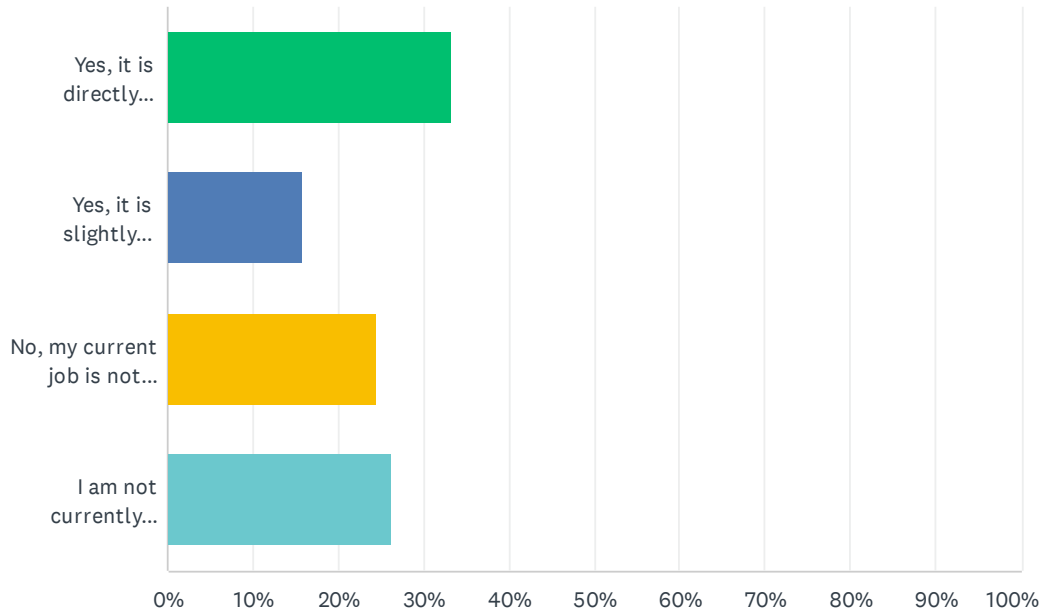
### Q37 Please describe your post-graduation employment situation.

Answered: 63 Skipped: 185

<b>ANSWER CHOICES</b>	<b>RESPONSES</b>	
Organization:	95.24%	60
Job Title:	88.89%	56
Salary:	68.25%	43
How long have you held the position?	73.02%	46

## Q38 Would you say your current job is related to the primary major you indicated previously?

Answered: 183 Skipped: 65



### ANSWER CHOICES

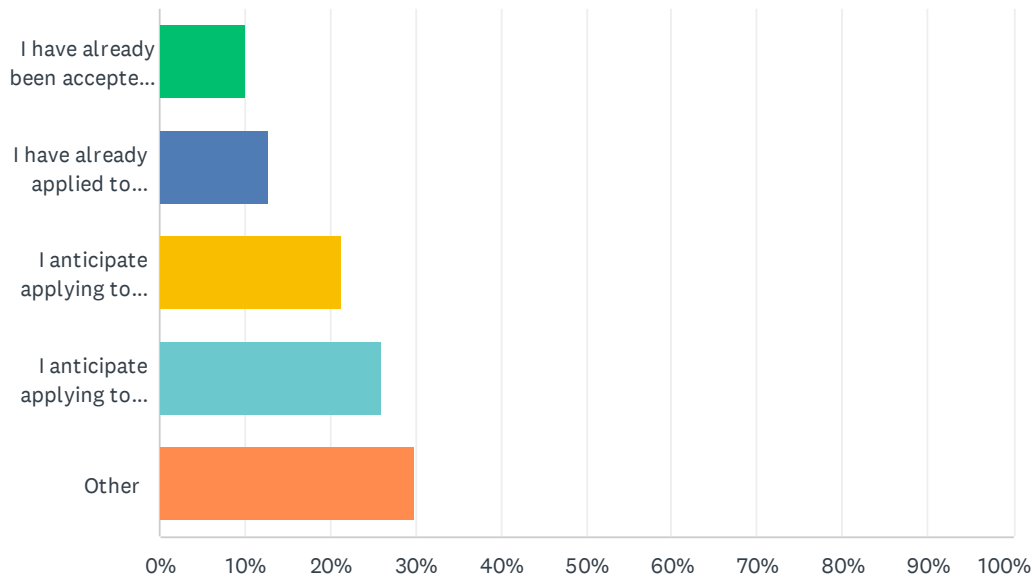
Yes, it is directly related to my major  
 Yes, it is slightly related to my major  
 No, my current job is not related to my major  
 I am not currently employed  
 TOTAL

### RESPONSES

33.33% 61  
 15.85% 29  
 24.59% 45  
 26.23% 48  
 183

### Q39 Please select the statement that best matches your plans to further your education:

Answered: 188 Skipped: 60



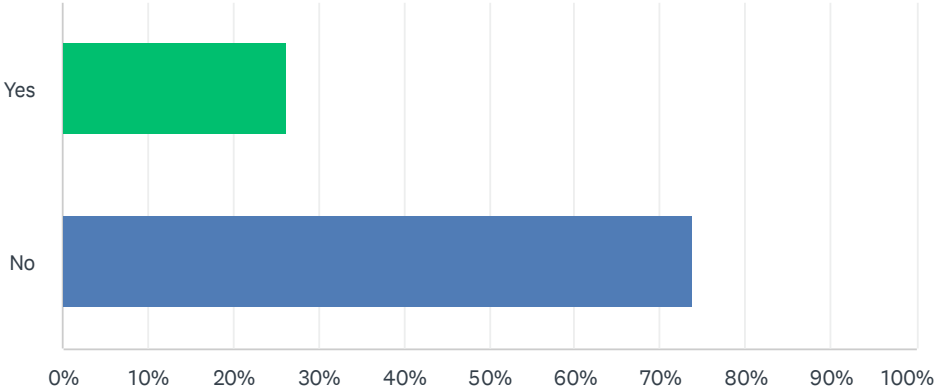
**ANSWER CHOICES**

**RESPONSES**

I have already been accepted into graduate or professional school.	10.11%	19
I have already applied to graduate or professional school, though I have not yet been accepted.	12.77%	24
I anticipate applying to graduate or professional school within the next year.	21.28%	40
I anticipate applying to graduate or professional school within the next five years.	26.06%	49
Other	29.79%	56
<b>TOTAL</b>		<b>188</b>

### Q40 Have you used the ESU Career Development Center as a resource for your career or graduate school planning and/or preparation?

Answered: 195 Skipped: 53



**ANSWER CHOICES**

Yes  
No  
TOTAL

**RESPONSES**

26.15%      51  
73.85%      144  
195

## Q41 Please choose from among the following options that apply to you, and describe your experience(s) with the Career Development Center

Answered: 56 Skipped: 192

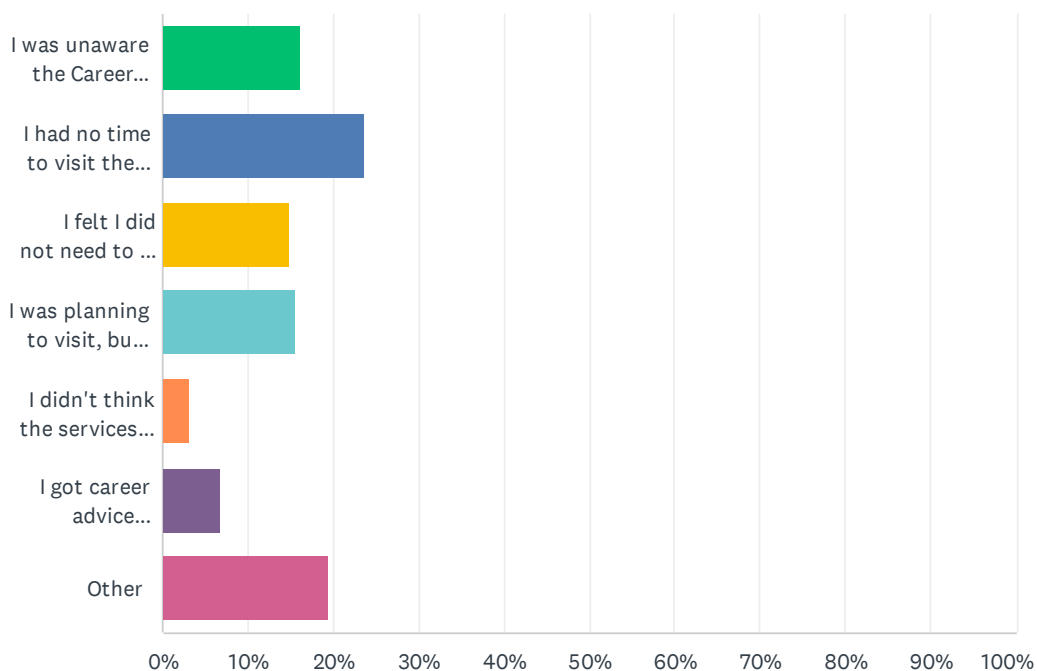
### ANSWER CHOICES

### RESPONSES

My overall experiences with the Career Development Center were positive. Here is an example of my experiences	78.57%	44
My overall experiences with the Career Development Center were negative. Here is an example of my experiences:	35.71%	20
My overall experiences with the Career Development Center were neither positive nor negative. Here is an example of my experiences:	57.14%	32

## Q42 Why did you choose NOT to use the Career Development Center?

Answered: 160 Skipped: 88



### ANSWER CHOICES

### RESPONSES

I was unaware the Career Development Center existed	16.25%	26
I had no time to visit the Career Development Center	23.75%	38
I felt I did not need to use the Career Development Center	15.00%	24
I was planning to visit, but I never got around to it	15.63%	25
I didn't think the services they offered would be helpful	3.13%	5
I got career advice elsewhere, such as from a major professor	6.88%	11
Other	19.38%	31
<b>TOTAL</b>		<b>160</b>



# Q43 Please provide up to 3 suggestions to improve ESU's Career Development Center.

Answered: 34 Skipped: 214

ANSWER CHOICES	RESPONSES	
Suggestion 1	100.00%	34
Suggestion 2	55.88%	19
Suggestion 3	47.06%	16